

- NOTES--
1. ALL CABLE SCREENS ARE GROUNDED
 2. A SHORTING LINK IS NORMALLY PROVIDED BETWEEN THE P.A. DISABLE FACILITY UNLESS THE P.A. DISABLE FACILITY IS REQUIRED.
 3. C270 MAY NOT BE FITTED ON SOME UNITS.
 4. RI61 IS SELECTED DURING PRODUCTION TEST FOR METER CALIBRATION.
 5. SEE PART 4, CHAP 2 FOR NOISE BLANKER GAIN CONTROL CONNECTIONS.

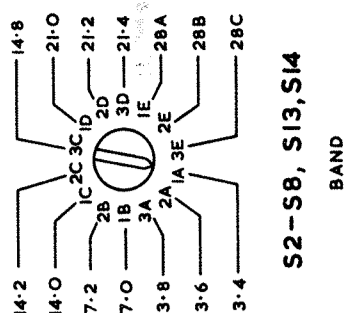
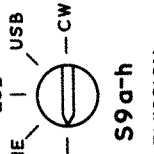
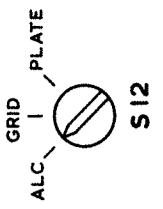
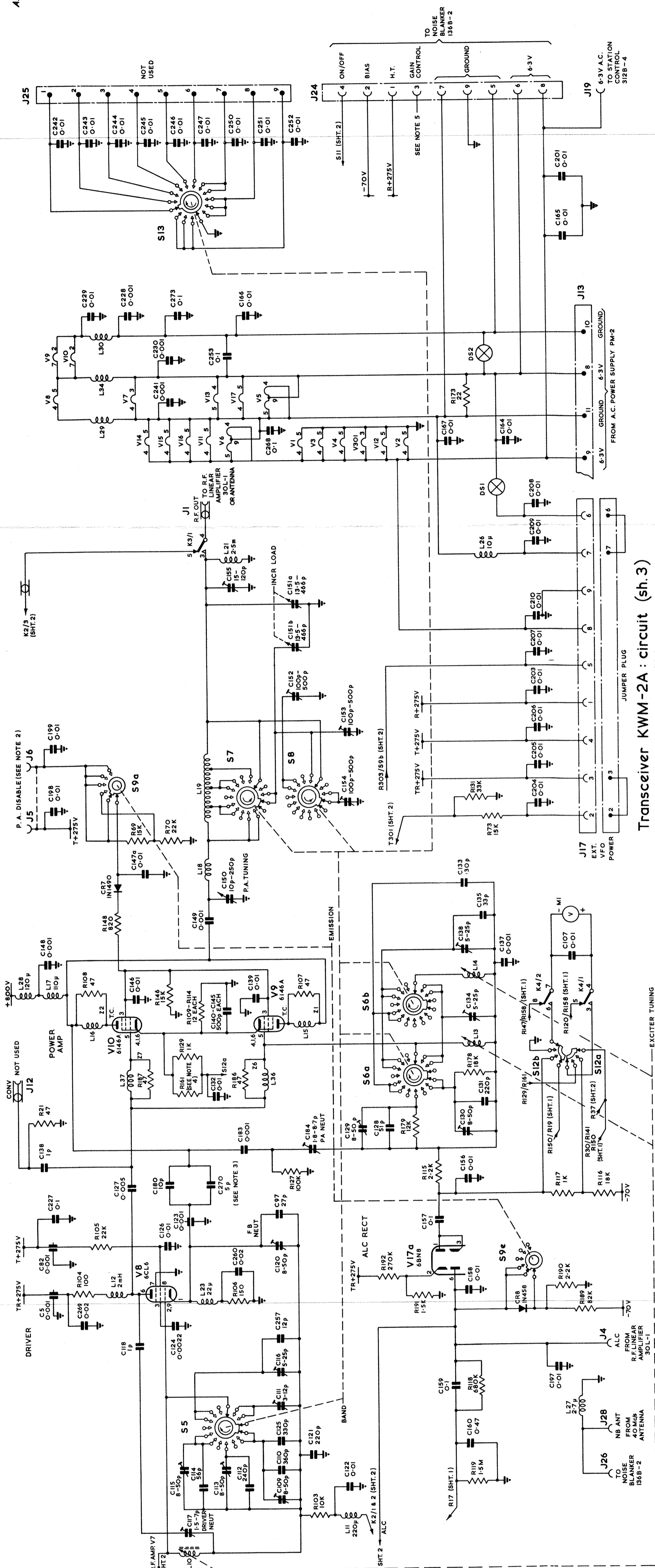


Fig. 10



Transceiver KWM-2A : circuit (sh.3)
RESTRICTED

AIR DIAGRAM-MIN
116E-0128-M08
BY COMMAND OF THE REFERENCE SOURCE FOR USE IN THE
REPAIR AND TUNE
PROGRAM OF THE INDUSTRY OF PHOENIX
PAGE 1